

THE CONCISE LEARNING METHOD FOR 21ST CENTURY STUDENTS

Toni Krasnic

Author of [Concise Learning: Learn More & Score Higher in Less Time with Less Effort](#)

Author of [How to Study with Mind Maps: The Concise Learning Method](#)

Inadequate learning is undoubtedly the biggest obstacle to student success.

Learning is a central human activity and has important implications for school, career, and life. It is the foundation for success in and enjoyment of life. Now consider this: in all of your years of attending school, did anyone ever teach you how to learn? Most likely not.

If you're like most students, you're probably overwhelmed with information and, as a result, feel confused, unsure where to begin, and out of control. Simply hoping for the best by reading the material over and over again isn't an effective strategy. It doesn't have to be this way.

With the [Concise Learning method \(CLM\)](#), you can regain control of your learning. CLM is a proven method that will make you a better learner and enable you to achieve better grades. It's a visual, flexible, meaningful, and systematic approach to effective and efficient learning through the use of an active, cognitive, inquiry-based, and constructive process. CLM enables you to break free from passive and dull memorization.



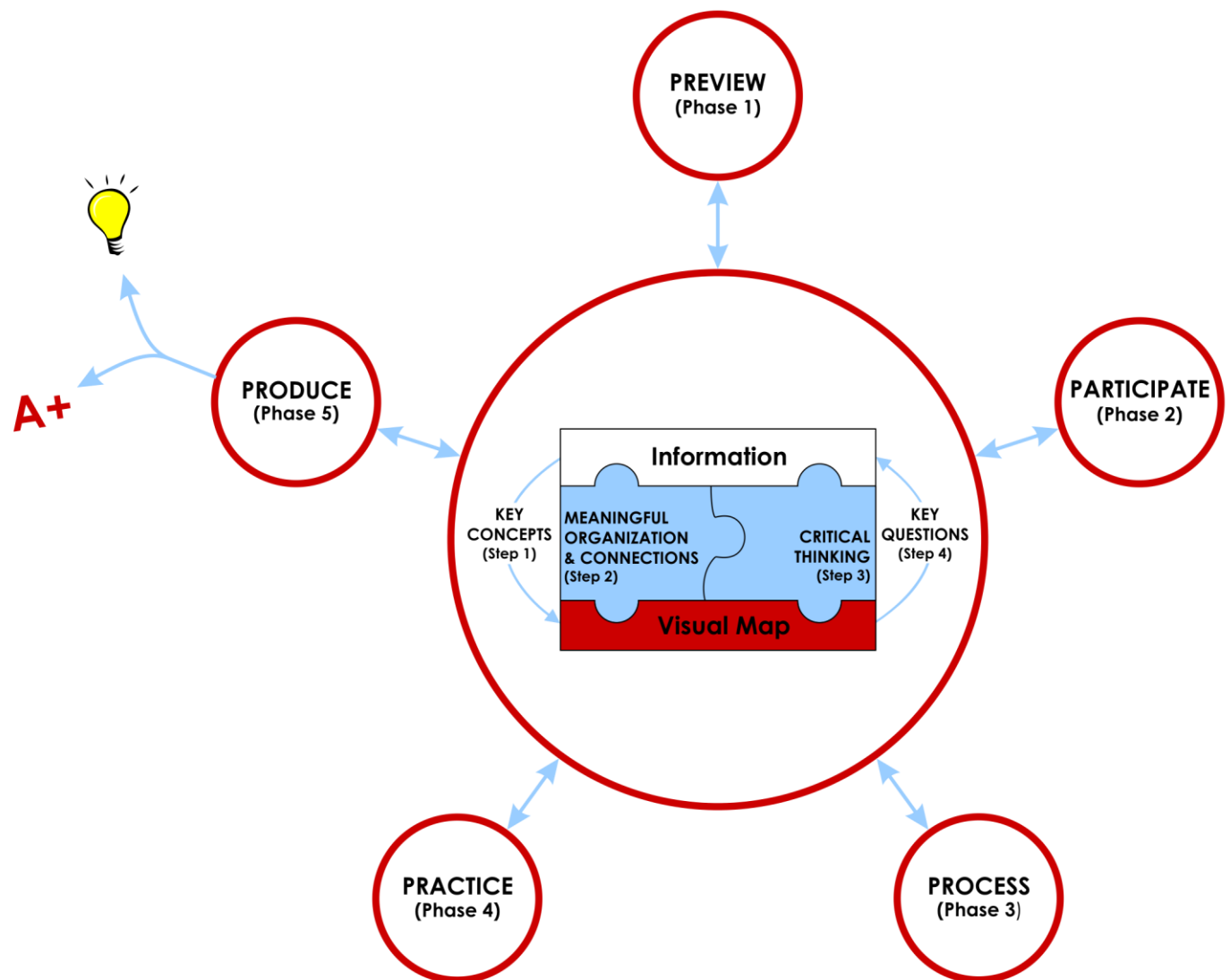
To your learning & success!

–*Toni Krasnic*

CLM SUMMARY

CLM contains 5 phases (5Ps: preview, participate, process, practice, and produce) that break any subject matter into digestible parts, thereby making learning more manageable. Each subsequent phase reinforces and builds on the previous phase.

Within each phase, 4 steps (identify key concepts, meaningfully organize and connect key concepts using a [visual map](#), think critically, and ask key questions) continuously repeat, enabling you to meaningfully reconstruct information that you hear and read into a new creation (visual map), where someone else's thinking now exists in your mind within your personal framework.



Phase 1: Preview (preview the lecture material)

Before class starts, preview the lecture material (textbook, lecture notes, etc.) to become familiar with the lecture topic and unfamiliar terms and concepts. This phase results in a high-level visual map (outline) that serves as the initial framework to organize and connect key concepts and make them relevant to your mind. The preview phase also prepares your mind for the information to be discussed in the lecture, resulting in increased interest, participation, and comprehension during the lecture.



Phase 2: Participate (participate actively in lectures)

Active engagement in the lecture results in a revised key concepts framework (visual map) and further solidifies meaningful learning.




Phase 3: Process (process all lecture-related information into your visual map)

Process the information from lecture, textbook, and other resources immediately or shortly after the lecture by organizing and connecting key concepts into a further refined and more detailed visual map. In this phase, you're essentially processing all information in a very personal way so that it is meaningful to you. This helps transfer information from short-term memory to long-term memory.




Phase 4: Practice (practice by solving new problems)

Don't simply read through practice examples where the solution has been worked out for you. Also, don't stick with repetitive practice examples. The key here is to apply what you've learned to situations you haven't encountered before. Use your existing knowledge to tackle new problems of all sorts—concrete, abstract, factual, conceptual, and procedural. Approach practicing problems as though you were taking an exam by working examples you've never seen before. This phase gives you “hands-on” experience, helps you review, and further solidifies what you've learned.



Phase 5: Produce (produce results and new ideas)

As you critically think about new information, questions, and problems, your fresh perspective will result in a unique product of your understanding, concepts, experiences, ideas, and reasoning. Your mind will, in effect, produce new knowledge that is already well integrated with your existing knowledge.




Step 1: Identify key concepts

You decide what's important and what you want to learn. You are not a passive recipient of information. Rather, you are an active agent in your learning and must determine what information you want to receive in order to learn best. Key concepts could be simple facts and ideas but most commonly represent a set of facts, ideas, attributes, or characteristics.




Step 2: Meaningfully organize and connect key concepts using a visual map

You decide how you want to learn. You are not a passive recorder of information who simply memorizes key concepts. Rather, you construct your own meaning by organizing and connecting the key concepts in a meaningful framework (visual map). The visual map you compose reveals your understanding and deepens and extends your thinking. Notice that the information has now been accurately captured, reduced to key concepts, connected to other key concepts, and meaningfully organized.



Step 3: Think critically

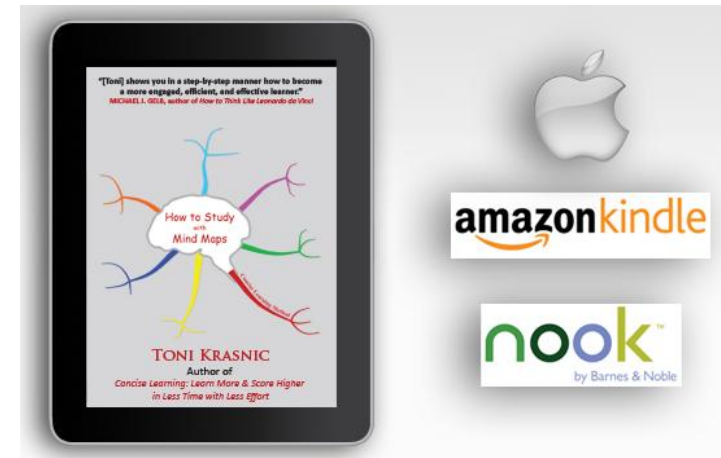
By organizing and connecting key concepts, you clear your thoughts and sharpen your understanding so you can think critically about what you're learning. Critical thinking is a cognitive process that appears in several categories of the cognitive process dimension and involves reasoning things out on the basis of evidence and valid conclusions. To think critically means you understand and reconstruct what you hear and read into your own thinking and experience. The end result is a new creation, where someone else's thinking now exists in your mind within your own framework.



Step 4: Ask key questions

Critical thinking, in turn, allows you to develop and ask key questions that guide and propel your inquiry and problem solving throughout the 5Ps process. Key questions are questions that investigate information and experience, probe reasons and evidence, and examine interpretations and conclusions.





About the Author

Toni Krasnic (profTK) is a trusted voice on learning and student success. Think of your typical professor - only younger, friendlier, and student-centric. What began as a young professor's desire to help his students transform the quality of their learning and skills has grown into his lifelong mission to inspire and help all students HOW TO LEARN and BE SUCCESSFUL.

Connect with profTK

Via [Facebook](#), [Twitter](#), [YouTube](#), [E-mail](#), and www.ConciseLearning.com.

Subscribe

Student Success Newsletter is your monthly fix on learning and success. [Sign up now!](#) [See past issues.](#)

Copyright Info

The copyright of this eBook belongs to [Concise Books Publishing](#). You are given unlimited right to print and distribute this eBook. You may not alter this eBook in any way and you may not charge for it.